

Visit us online
www.littleangelwingscc.com



Little Angel Wings Childcare & Preschool

Volume 3, Issue 7

July 2010

INSIDE THIS ISSUE:

Preschool	1
Reminders	1
Learning Time	2
Books to Read	2
Kid's Korner	3

Preschool

We have been having a blast this summer, so far. All the kids are enjoying the trips to Great Escapes theater for the summer movies days and the outdoor play has been a nice relief from the long winter. As mentioned in the past newsletters we have been concentrating our time more on the activities outside than on our workbook pages. They are still enjoying coloring time which is allowing them to practice sharing, cooperation, colors and hand-eye coordination. While out on our field trips or when playing outdoors we are verbally reviewing our letters and numbers, colors and colors combination, singing songs, working on sign-language and social skills when we go out for a lunch. On rainy or cloudy days we have been working on learning puzzles which may include lacing boards, matching games, memory, or colors and shapes. Although we may have taken a break from the workbook pages, they are all still learning and having fun.



**Enjoy a much
needed three
day weekend,
for July 4th!
Spend some
time with
your
children.**



Reminders

Just a couple of reminders to make sure we are all on the same page to help things continue to run smoothly here at daycare. Please remember to pull to one side or the other when dropping off or picking up your child to allow room for other parents to park in the driveway at the same time. If I have the kids out front playing, please park on the street so the kids can continue to play in the driveway. Even if you may be the last parent to pick up I would still appreciate you not pulling in. Your little ones love to draw with chalk and love even more to show it off to you. By doing this it allows them to show off their skills and still keeps everyone safe from cars coming into their play space!!

If you are planning a vacation or time off, please let me know as soon as possible. I try to plan around your time off and if I need to take a day off I tend to try and do it when parents are taking time off as well.

As the temperature outdoors gets warmer it is getting harder to keep it cool indoors as well. When dropping off and picking up please help remember to keep the door shut. Even having the front door open for a short period of time can really heat up the house and then it takes quite some time to get it cooled down again-which can also be very costly. During the day I also try to keep the blinds closed when the direct sunlight is coming in and then open them back up when the windows are in the shade again!

I have 100SPF sunscreen for the kids and hats as well when we go outdoors. If you would like more protection or other items, please bring them to daycare as soon as possible.

Learning Time - Sign Language

We have been working a bit on familiar words and when we have rain days or even during book time we work on new words. I still encourage the kids to use sign when talking to me just so they are reminded of how to use it. Using sign really has come in handy when we are out to lunch or in a public setting. I can talk to the kids without interrupting others around us. Please continue to work with your kids at home- they are all doing a GREAT job...as well as the parents!



Please - Make a circle with the right flat hand over the heart.

Thank-you - Touch the lips with the fingertips of one or both flat hands, then move the hands forward until the palms are facing up. It is natural to smile and nod the head while making this sign.



Mother - Touch the right chin with the thumb of the right open hand. The fingers may be wiggled slightly.

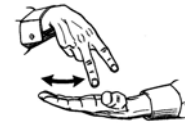
Father - Touch the forehead with the thumb of the right open hand. The fingers may be wiggled slightly.



Milk - Squeeze both slightly open S hands with a downward motion, alternating hands.



Movie - Place both flat open hands palm to palm with the left palm facing somewhat forward. Slide the right hand back and forth over the left hand a few times. Most of the movement is from the right wrist.




Dance - Point the left flat upturned hand to the right; then swing the downturned fingers of the right V hand from side to side over the left palm.

Cookie - Place the right C thumb and fingertips into the left flat palm and twist. Repeat a few times.




“...keep the words simple...”

Books to Read



“read to your children often...”



“Read to your children often to instill a love of reading in them to last a lifetime. Let them pick the book you read and watch them sit and listen”

