

Visit us online
www.littleangelwingscc.com



Little Angel Wings Childcare & Preschool

Volume 2, Issue 10

October 2008

INSIDE THIS ISSUE:

Preschool	1
Learning Time	2
Books to Read	2
Kid's Korner	3

Preschool

The bigger kids are having a blast in the group setting 'learning time'. We are practicing the alphabet and counting using flash-cards. The kids will race to see who can call out the correct letter or number that they see on the card. I-Spy has been a popular game as we are learning colors. I will find something in the room and ask them what color the item is. This is teaching them a few different skills; listening for attention to detail, color of the item, and communication. Parents can play this game while in the car. Point out items while driving and have your child try and find what you are describing.



Why not carve a pumpkin and explore it's insides with your child this month?



Construction

Hopefully the mess around the house will be coming to an end very soon. Little by little I have been trying to get things finished and cleaned up. Everything takes time and with the rain that we have been having again it has just pushed things back a bit further. The patio should be done in the front in the next couple of weeks and then we can all go out and swing again-yeah!! I had to move quite a bit of dirt out to the back yard from the front patio area, so we have not been playing in the playhouse much because of the mess. I still need to dig out the dirt for the patio under the deck and put the excess dirt out in the yard. So as soon as the back patio is finished, I plan on having sod put down so the little ones can go out to the playhouse again without getting all muddy. Sorry for any inconvenience in the meantime :O(

Learning Time - Sign Language

Along with the use of the flashcard I have been showing the little ones the sign that goes with each letter. Sometimes after seeing me do the sign then they recognize the letter on the card and yell it out. A copy of the alphabet in sign for the parents is attached in this newsletter.

Repetition is always helpful when the little

ones are learning; the more they hear (or see) something the faster they will grasp the idea.

Please keep a copy of the words that we are working on some place close at hand-I have noticed that they are really learning what these words mean and are using them more and more when they want something.





Use praise when they try and communicate and encourage them to 'use their words'... whichever way they are trying to talk to you.



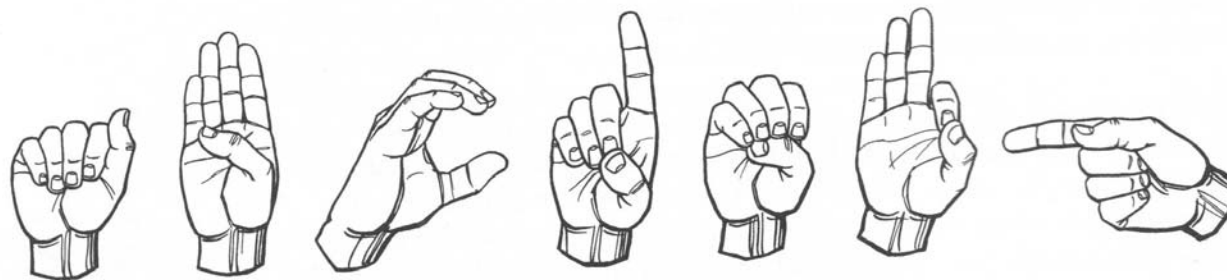
"...keep the words simple..."

Books to Read

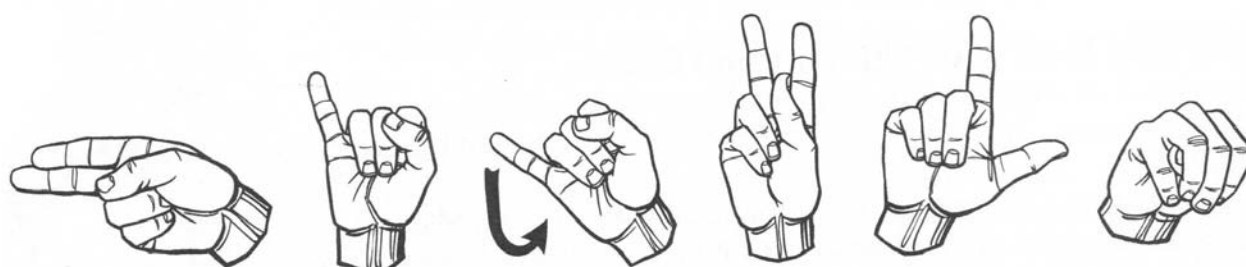
"Read to your children often to instill a love of reading in them to last a lifetime. Let them pick the book you read and watch them sit and listen"



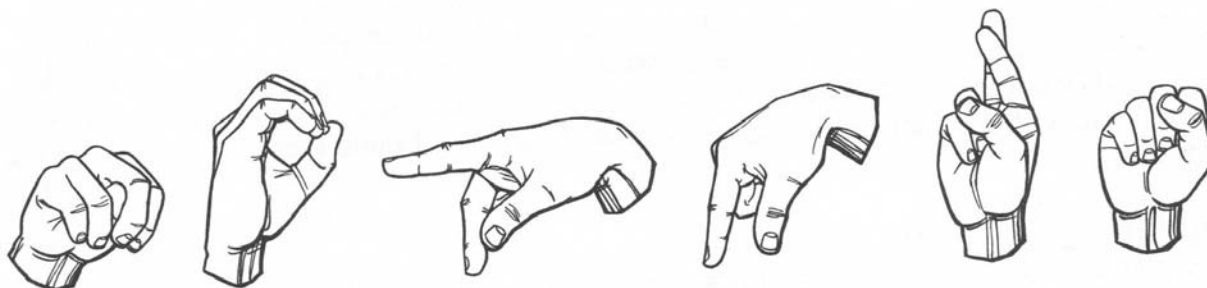
Sign Language - Alphabet




A B C D E F G



H I J K L M



N O P Q R S



T U V W X Y Z

Kid's Korner

How many words can you make from
Happy Halloween?



Color the picture.

How many words can you find?

H A L L O W E E N
 A M E G A G N T I
 P E R E S H A R K
 P O B Y N O P A P
 Y D N A C S M D M
 I E G O G T A V U
 W I N M I S C H P
 I A R O B R T E K
 T N O T E L E K S
 C A L I Y E D R E
 H W M T A T H W E



What's Different?

Find the difference in the two pictures. List them below or circle them in the pictures.

Happy
Halloween
Pumpkin

Skeleton
Witch
Ghost
Candy