

Visit us online
www.littleangelwingscc.com



Little Angel Wings Childcare & Preschool

Volume 4, Issue 6

June 2010

INSIDE THIS ISSUE:

Preschool	1
Summer	1
Movie	1
Learning Time	2
Books to Read	2
Kid's Korner	3

Preschool

As mentioned in the newsletter last month we will be doing quite a bit of our preschool lessons outdoors and enjoying the nice weather. They have been working on colors and shapes, counting, adding, sharing, listening and singing songs. Occasionally I will be giving the kids a chance to show their skills by giving out coloring pages or review worksheets.

Summer


Soon the summer sun will be getting pretty intense, I will be putting sunscreen on the kiddos unless otherwise stated by the parents. PLEASE make sure your child has all the necessary items for a full day of play either indoors or out. Some days will be cooler than others; have a jacket on hand just in case and shoes so we can take our nature walks. Assume that we will be trying to get outdoors on a daily basis and if you need to you can leave a pair of shoes and an extra jacket at daycare so we are always ready to go.

Movies

Starting in the beginning of June, the local movie theatre is offering their free summer kids shows again. We won't be able to go to all of them, but I would like to walk them up to attend as many as possible.

Here is the schedule:

- June 1-2: Alvin and The Chipmunks
- June 8-9: Night At The Museum 2
- June 15-16: Monsters vs. Aliens
- June 22-23: Cloudy With A Chance of Meatballs
- June 29-30: Planet 51
- July 6-7: Pail Blart-Mall Cop
- July 13-14: Ice Age-Dawn of the Dinosaurs
- July 20-21: Hotel For Dogs



Happy Father's Day - June 20th.



Learning Time - Sign Language

I have been working with the older kids to get them to continue to use their skills in sign-language. The times when we are at the restaurants or theatre I would rather they use sign than to interrupt others around us. Please work on their skills at home as well so they don't forget and they get to be more comfortable and used to the idea of being considerate of others around them. By signing they can still communicate without disrupting others. They all know quite a few words already but over the summer we will be reviewing and working on some new ones as well.



Please - Make a circle with the right flat hand over the heart.

Thank-you - Touch the lips with the fingertips of one or both flat hands, then move the hands forward until the palms are facing up.



Potty - Shake the right T hand in front of the chest with the palm facing forward.

Drink - Move the right C hand in a short arc toward the mouth.



Tired - Place the fingertips of both bent hands on the upper chest, then pivot the hands downward while maintaining contact with the chest. The fingertips point upward in the final position.

Happy - Move both flat hands in forward circular movements with palms touching the chest alternately or simultaneously. One hand is



often used by itself.



Sad - With palms facing in, bend the head forward slightly while dropping the open hands down the length of the face. Assume a sad expression.


Yes - Nod the right S hand up and down with palm facing forward.

No - Bring the right thumb, index, and middle fingers together.



“...keep the words simple...”



Books to Read



“Read to your children often to instill a love of reading in them to last a lifetime. Let them pick the book you read and watch them sit and listen”



“read to your children often...”



Kid's Korner

How many words can you make from
Happy Father's Day?




Color the picture.

How many words can you find?

F A T H E R H R D
 A B T H E R B R A
 O A T H E R S I D
 S S T E R M O T D
 H E E R B A S E Y
 B B A L G O L F L
 G A O L F C O U C
 H L F S I H I G N
 B L A H C U O C S
 E B A L L D A D D
 Y G N I H S I F F

Fishing
 Baseball
 Daddy

Father
 Golf
 Couch



What's Different?

Find the difference in the two pictures. List them below or circle them in the pictures.
