

Visit us online
www.littleangelwingscc.com



Little Angel Wings Childcare & Preschool

Volume 3, Issue 6

June 2009

INSIDE THIS ISSUE:

Preschool	1
Outdoor Time	1
Learning Time	2
Books to Read	2
Kid's Korner	3

Preschool

We are still working on some sharing strategies. I will give each child a different toy to play with and after a set amount of time they all need to trade the toy they have with someone else. This way everyone gets a chance to play with all of the toys. Some days are better than others with this technique. Our normal days to sit down and do workbook pages are Tuesday and Thursday but, as the weather permits we will try to get outdoors as much as possible for fresh air and then find time in between to work on paperwork. So, our days may get a bit mixed up.

HAPPY FATHER'S DAY TO EVERY DAD!!!!



Happy Father's Day - June 21st.

Outdoor Time

Please make sure your child(ren) are ready to play outdoors EVERY day! This means that they should have shoes, jacket (if needed), sunscreen, hat (optional) and whatever else they might need to be outside getting some fresh air or even go on an outing.

House Projects


As you all already know the yard has been tore up for quite a while now. I am desperately trying to find someone to help put the base down for the patios and then once that is done the rest will go pretty quickly. I can then call the sod guys to put the yard down and finish placing the river rock around the shrubs, shed, and playhouse in the back. If anyone knows how to do the patios or knows of someone that does PLEASE let me know. I would appreciate any advice-as I'm having a hard time getting something lined up to get it done.



Learning Time - Sign Language

Please continue to work with your little ones at home with their sign-language skills! Every little bit that they do is improving their communication with everyone. It will also decrease their stress level if they are able to let you know what they want rather than screaming when you don't understand what they are trying to tell you. A simple 'please' is a good start to letting you know that they are trying to communicate with you. As their skills improve and they learn more words they will be able to tell you more about what they want-along with improving their verbal skills.

hand can be brought up to meet the left from slightly lower position.

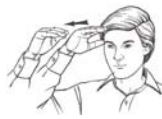


Mom - Touch the right chin or cheek with the thumb of the right open hand. The fingers may be wiggled.

Dad - Touch the forehead with the thumb of the right open hand. The fingers may be wiggled.



Boy - Move the right hand to the forehead as though gripping the peak of a cap or hat between the fingers and thumb; then move it forward a few inches.



Girl - Trace the right jawbone from ear to chin with the palm side of the right A thumb.



Grandma - Touch the chin with the thumb of the right open hand which has its palm facing left. Move the right hand in toward forward arcs.



Grandpa - Touch the forehead with the thumb of the right open hand which has its palm facing left. Move the right hand in toward forward arcs.

Cookie - Place the right C thumb and fingertips into the left flat palm and twist. Repeat a few times.



Cup - Put the little-finger edge of the right C hand on the left flat palm.



Help - Place the closed right hand on the flat left palm and lift both hands together.



Milk - Squeeze both slightly open S hands with a downward motion, alternating hands.



Water - Touch the mouth of the index finger of the right W hand a few times.




More - Touch the fingertips of both hands before the chest with palms facing down. The right



"...keep the words simple..."




Books to Read



"Read to your children often to instill a love of reading in them to last a lifetime. Let them pick the book you read and watch them sit and listen"



"read to your children often..."



Kid's Korner

How many words can you make from
Happy Father's Day?



Color the picture.

How many words can you find?

F A T H E R H R D
 A B T H E R B R A
 O A T H E R S I D
 S S T E R M O T D
 H E E R B A S E Y
 B B A L G O L F L
 G A O L F C O U C
 H L F S I H I G N
 B L A H C U O C S
 E B A L L D A D D
 Y G N I H S I F F



What's Different?

Find the difference in the two pictures. List them below or circle them in the pictures.



Fishing
Baseball
Daddy

Father
Golf
Couch