

Visit us online
www.littleangelwingscc.com



Little Angel Wings Childcare & Preschool Newsletter

Volume 2, Issue 1

January 2008

INSIDE THIS ISSUE:

Preschool	2
Reminders	2
Learning Time	2
Books to Read	3
Kid's Korner	4

Happy New Year!

I would like to thank all of my daycare families for their support in the year 2007 and wishing that 2008 will bring us all wonderful new memories.

Preschool

I will continue to review the lessons once again to help us get caught up. Review may include flashcards, coloring, memory games, singing, games, workbook pages, and many other activities that will help the little ones remember the skills that we have worked on in the past. With the smaller children I will continue to use learning toys, motor skills, singing, sign and anything else that may help them learn new things.



"...review the lessons once again to help us get caught up."

Reminders

As mentioned in the December Parent Newsletter, I will be giving all of the daycare receipts out on January 14, 2008. Just a reminder to the parents that are using Tuition Reimbursement through work to provide me with a note of some sort or even the form that you fill out for work to put in your files for my records. If you may know of any vacations or time off from work please let me know as soon as possible as I do try and work around parents schedules as much as possible when planning my time off or doctor appointments.



Children are unpredictable. You never know what inconsistency they're going to catch you in next.

~Franklin P. Jones

Learning Time - Sign Language

I have been trying to keep the words simple for the little ones so that they might be able to communicate without getting confused with too many words at one time.

Water - Touch the mouth with the index finger of the right *W* hand a few times.



Please - Make a circle with the right flat hand over the heart.

Thank-you - Touch the lips with the fingertips of one or both flat hands, then move the hands forward until the palms are



facing up. It is natural to smile and nod the head while making this sign.

Mother - Touch the right chin with the thumb of the right open hand. The fingers may be wiggled slightly.



Father - Touch the forehead with the thumb of the right open hand. The fingers may be wiggled slightly.



More - Touch the fingertips of both hands before the chest with palms facing down. The right hand can be brought up to meet the left from slightly lower position.



Milk - Squeeze both slightly open hands with a downward motion, alternating hands.




Eat - The right *and* hand moves toward the mouth a few times.



"...keep the words simple..."




Books to Read



"Read to your children often to instill a love of reading in them to last a lifetime. Let them pick the book you read and watch them sit and listen"



"read to your children often..."



Kid's Korner

How many words can you make from
Happy New Year?



Color the picture.

How many words can you find?

M	A	R	T	I	N	W	B	N
L	S	W	Y	L	V	I	W	E
U	T	S	U	G	Z	N	T	W
T	G	N	W	R	N	T	Y	Y
H	K	O	K	G	O	E	P	E
E	B	W	J	S	A	R	O	A
R	D	S	L	E	D	Y	S	R
K	I	N	G	R	D	G	F	P
C	G	O	I	L	Z	R	L	K

Winter
New Year
Martin
Luther

King
Snow
Sled



What's Different?

Find the difference in the two pictures. List them below or circle them in the pictures.