

Visit us online
www.littleangelwingscc.com



Little Angel Wings Childcare & Preschool

Volume 2, Issue 8

August 2008

INSIDE THIS ISSUE:

Reminders	1
Preschool	1
Learning Time	2
Books to Read	2
Kid's Korner	3

Reminders

Just a little reminder that daycare will be closed August 6-8th. Please let me know if you need help finding alternate care for that week. Tuition will be due on Tuesday, August, 5th (you may post date your checks). I have a final post-op appointment scheduled for August 15th; daycare will be closed that day.

Preschool

I have been working on an individual basis with the little ones lessons. Our group right now is mostly younger children that are not ready for the workbook activities but can learn visually and through singing. For the older kids I have been working on their writing skills through the use of dry erase workbooks. Together they are teaching each other new things and learning how to share and be patient.

Construction

Thank-you all for your understanding on the yard work and mess with the new landscaping. With the two sudden surgeries and then all of the rain things have gotten pushed farther back than anticipated. Everything *should* be back on track by this fall and then the kids will have a new place to play in the garage with their bikes when the weather gets too brisk to be outdoors.

Enjoy those final days of summer with your children this month. Going swimming, take a bike ride, or just take a stroll through the park.



Learning Time - Sign Language

In the last few months there has been a significant change in the communication among the kids. They are all learning how to use the sign-language words that we have been working on and using them when communicating to each other-very cute to watch them talking to each other and understanding it. I appreciate that fact that you are working with your children at home-it makes a HUGE difference in their communication skills.



Please - Make a circle with the right flat hand over the heart.

Thank-you - Touch the lips with the fingertips of one or both flat hands, then move the hands forward until the palms are facing up. It is natural to smile and nod the head while making this sign.



Mother - Touch the right chin with the thumb of the right

open hand. The fingers may be wiggled slightly.

Father - Touch the forehead with the thumb of the right open hand. The fingers may be wiggled slightly.



Milk - Squeeze both slightly open S hands with a downward motion, alternating hands.

Eat - The right and hand moves toward the mouth a few times.



Hurt - Place the right middle finger on the heart with the other fingers extended; then twist the hand quickly forward and outward from the wrist.

Water - Touch the mouth of the index finger of the right hand a few times.



Yes - The right "S" hand represents the nodding of your head. Raise and lower

your fist, bending at the wrist.

No - Bring the right thumb, index and middle fingers together while shaking the head side to side.



Done - Hold the left flat hand with fingers pointing forward and palm facing right. Move the fingers of the right flat hand outward along the index-finger edge of the left until it drops off the end.




Potty - Shake the right T hand in front of the chest with the palm facing forward.

More - Touch the fingertips of both and hands before the chest with palms facing down. The right hand can be brought up to



"...keep the words simple..."




Books to Read



"Read to your children often to instill a love of reading in them to last a lifetime. Let them pick the book you read and watch them sit and listen"




"read to your children of-ten..."



Kid's Korner

How many words can you make from
Back to School?



Color the picture.

How many words can you find?

S	C	H	O	O	L	Y	F	T
T	D	Y	I	O	P	L	M	E
U	R	T	U	N	A	P	N	A
D	H	D	T	W	P	J	K	C
E	D	O	P	Z	P	A	R	H
N	P	P	L	E	L	F	A	E
T	S	T	U	D	E	E	N	R
S	T	S	C	R	A	Y	J	K
C	R	A	Y	O	N	S	U	G
F	F	F	G	A	L	F	V	D
T	S	X	A	F	H	K	O	P
K	G	T	H	D	C	N	M	M

What's Different?

Find the difference in the two pictures. List them below or circle them in the pictures.



School
Teacher
Students

Apple
Crayons
Flag